

Stellar Phoenix FAT Data Recovery

Table of Contents

Overview	2
Getting Started.....	4
Installation Procedure.....	5
Order and Register	6
How to Order	7
How to Register	8
Starting the Software.....	15
User Interface	16
Configuring Settings.....	17
Using the Software	18
Legal Notices.....	19
Copyright	20
Disclaimer	21
License Agreement	22
Trademarks	24
Technical Support	25
Support Helpline.....	25
Online Help	25
About Stellar	27



Stellar Phoenix FAT Data Recovery

Version 11.0

Installation Guide



Overview

Stellar Phoenix FAT Data Recovery is a complete solution to recover data from hard disk. However, Microsoft Windows Operating Systems (OSs) should be installed on hard disk to recover data by using FAT Data Recovery.

This software supports File Allocation Table (FAT) file system. You can recover data from a FAT volume or partition but you cannot recover data from New Technology File System (NTFS) file system volume or partition.

Stellar Phoenix FAT Data Recovery provides recovery of data from deleted or formatted volumes. Data that is deleted from volumes can also be recovered by using this software. In addition, you can search volumes that were created earlier and formatted to create new volumes. Data can be recovered from these volumes too.

Stellar Phoenix FAT Data Recovery allows you to resume recovery at any time by using image (.img) file. Two types of image file can be used - scan information file and image of hard disk or volume.

You can view status of hard disk and create image of hard disk. Also, image of volumes can also be created by using this software. Images can serve as backup media, since, you can save images and can recover data from them at any time. In addition, you can also create an exact replica of hard disk by using cloning feature of FAT Data Recovery.

Raw recovery feature of this software allows you to recover data from an entire hard disk and volumes. You can add file types such that required files should be found after scanning.

Key Features of FAT Data Recovery:

- Recovery of deleted data
- Recovery of data from formatted volumes
- Recovery of data from volumes that are no longer exist in hard disk
- Recovery of data from Compact Disc (CD) and Digital Versatile Disc (DVD)
- Recovery of data from removable media such as pen drive
- Restart recovery at any time
- Cloning of hard disk
- Image creation of hard disk or volume, in addition, image of selected region of hard disk or volume

- Statistics of hard disk



Getting Started

FAT Data Recovery provides you different options for recovering data. You can view the status of hard disk and recover data from selected region of hard disk. You can create image of volumes and hard disk. You can also make an exact copy of hard disk.

- [Installation Procedure](#)
- [Order and Register](#)
- [Starting the software](#)
- [User Interface](#)



Installation Procedure

Before installing the software, ensure that your system meets the minimum system requirements:

- **Minimum System Requirements**

Processor: Pentium Class

RAM: 128 MB minimum

Hard Disk: 35 MB

Operating Systems (OSs): Windows 2000/2003/XP/Vista

To install the software:

1. Double-click **Stellar Phoenix FAT Data Recovery- Setup.exe** file to start the setup process. The Setup - Stellar Phoenix FAT Data Recovery dialog box opens. Click **Next**.
2. In the License Agreement screen, select **I accept the agreement** option. The Next button will be enabled. Click **Next**.
3. In the Select Additional Tasks screen, check the required check boxes. Click **Next**.
4. In the Select Destination Location screen, provide the path by using Browse button where the setup files will be stored. Click **Next**.
5. In the Start Menu Folder screen, provide the path by using Browse button where the program's shortcuts will be stored. Click **Next**.
6. In the Ready to Install screen, review the settings. Click **Back** to change settings. After confirming the settings click **Install**. The Installing screen shows the installation process.
7. After completing the process, the Completing the Stellar Phoenix FAT Data Recovery Setup Wizard screen opens. Click **Finish**.



Note: You can clear the Launch Stellar Phoenix FAT Data Recovery check box to stop the automatic launch of the software.



Order and Register

To know how to order and register:

- [How to Order?](#)
- [How to Register?](#)



How to Order

The software can be purchased by making payments online using a credit card. Please visit <http://www.stellarinfo.com/disk-recovery-prices-fat.htm?buy-fat-data-recovery> for more information and to place an order.

Alternatively, if the demo version is installed then you can register the demo version. To register the demo version click **Help** and select **Order Stellar Phoenix FAT Data Recovery** to start the registration process.

Once the payment is complete, an activation serial number along with activation details is sent through email. This activation serial number is required to register the software.



How to Register



Notes:

- If the software is downloaded from <http://www.stellarinfo.com/register-fat.php> (i.e., ESD version), for the full functionality, the product must be activated using Serial Number (received through email after purchasing the product).
 - If the software is installed using the product installation CD (i.e., BOX version), hardware lock[****] is mandatory for the functioning of the software which is available with the software kit.
-

To register the software:

- **Over Internet**

The product can be registered over the Internet after purchasing the serial number.

To register the software:

1. On the Menubar, click **Activation** and click **Activate Online** . The Stellar Phoenix FAT Data Recovery dialog box opens.
 2. Click **Yes**. The software checks for the Internet connection. After successful connection, software registration wizard will appear. Click **Next**.
-



Note: If Internet connection is unavailable, user can also register the software by sending email.

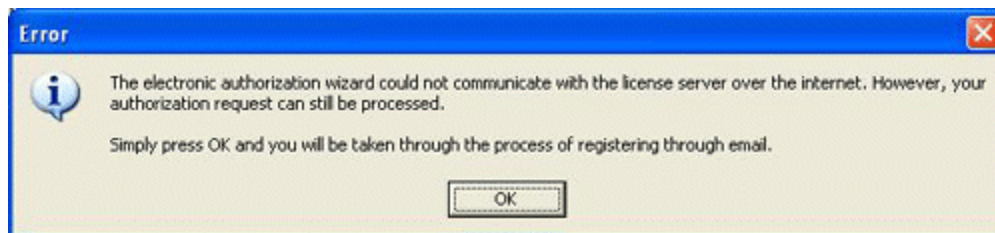
3. Click **Next**. Type the Serial number (received through email after purchasing the product) in the Serial number text box.



4. Click **Next**. The software would automatically communicate with registration server and would register the software. Click **Finish** to complete the registration process.

- **Using Email**

If the software could not communicate with the server, while registering the software over Internet, an error message pops up. Click **OK**, for registering through email.



To register by using email:

1. The registration wizard for sending the authorization request opens.

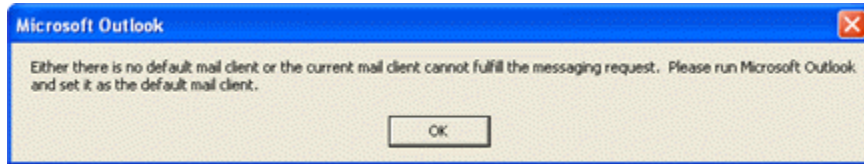
Stellar Phoenix FAT Data Recovery



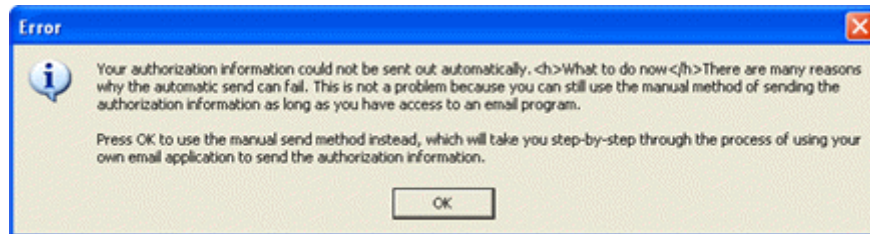
2. Leave the Manually send email checkbox option unchecked and click **Next**. Type the e-mail address in the text box to which the unlocking code has to be sent. Click **Next**.



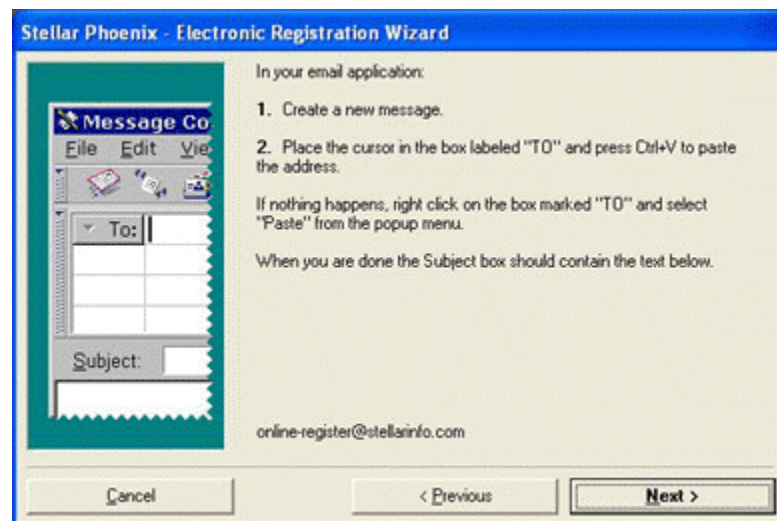
3. The email address verification window appears. Click **Yes**, if email address is correct. The software automatically launches the default email client, and sends an email containing the unique site code with registration request to the registration server. If the registration wizard could not launch the default email client, following messages appear.



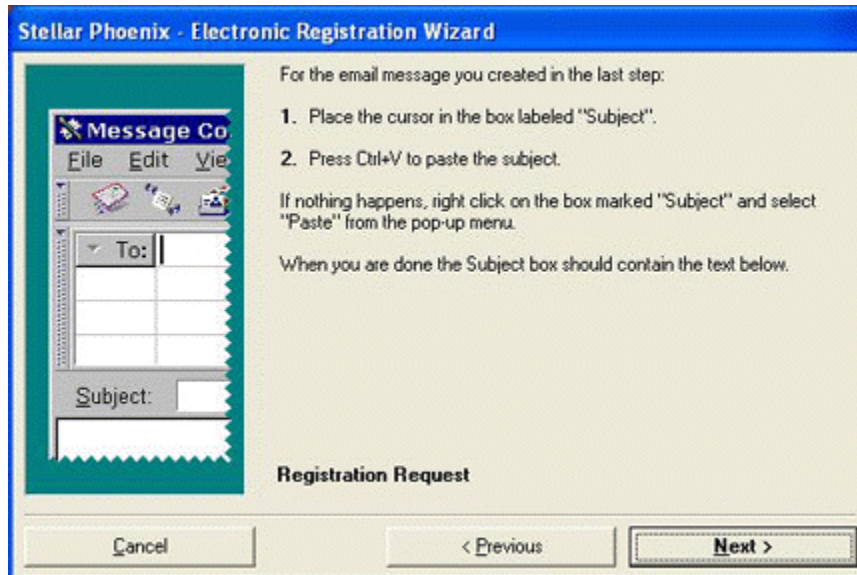
4. Click **OK**. The Error dialog box opens. Click **OK** to start the process manually.



5. The window shown below appears.

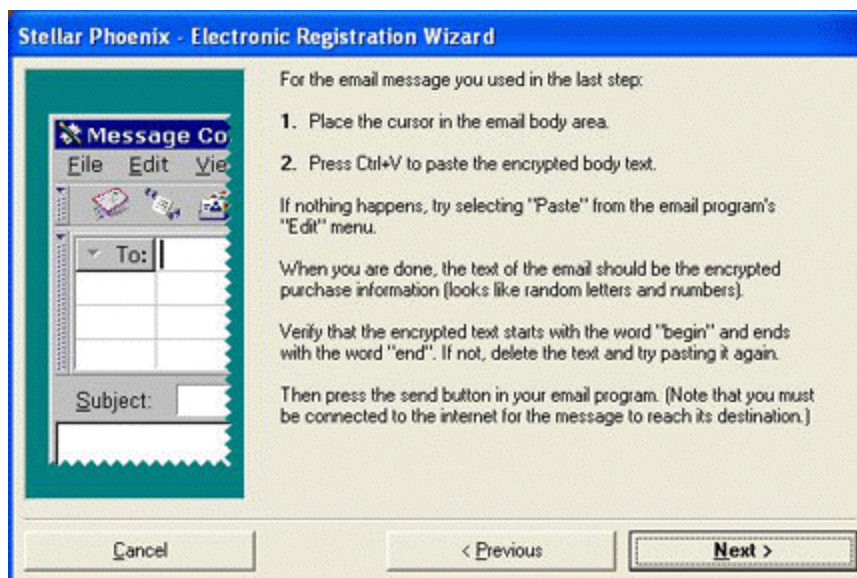


6. Open the email client such as, Outlook Express, MS outlook, Eudora and create a new message. Place the cursor in the box labeled To and press **CTRL+V** to paste address. If it does not work, right-click on the **To** box and select **Paste** from the popup menu. The To box will contain the address. Click **Next**.



7. Place the cursor in the box labeled Subject in the same message window and paste (method same as above) the text. The Subject box will contain the text.

8. Click **Next**, do the same process as mentioned to paste the encrypted text content in the body of the message.



9. Click **Next** to finish the procedure and send the email.



Note: Ensure that the content of the email sent for automatic authorization have

the details as mentioned above. If they are incorrect, the server will reject the mail registration request.

10. If the process is successful, following window will appear.



After processing the email, registration server would send an email containing unlocking code/site-key.

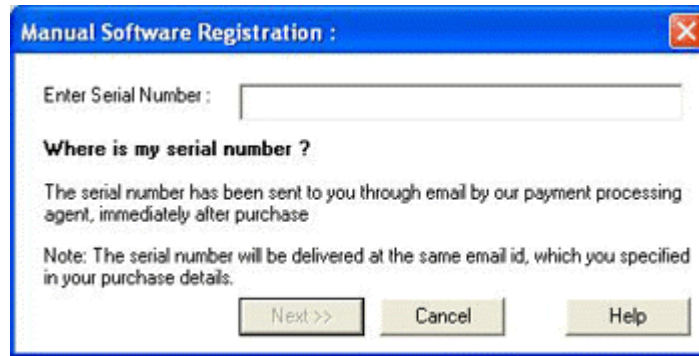


Note: In case wizard is not able to launch the default email client, it automatically shifts to the manual process for sending the activation authorization request.

- **Without Internet**

To register without Internet connection:

1. If the software is registered without Internet connection, following window pops up. Enter the Serial Number (received through email) and click **Next**.



2. Click **Finished** to complete the manual registration.

Manual registration is complete, software would create a PHX_REG.txt file on the desktop. This file has to be mailed to register@stellarinfo.com. After verifying the details, the unlocking code/site key is sent through email.

To register the software manually (after receiving the site-key):

3. Click **Activation** and select **Manual Registration** in the Menubar.
4. Type the Site Key and click **Validate** to register the software.




Note: All Manual registration process will take maximum of one business day for completion.



Starting the Software

To start the software, do one of the following:

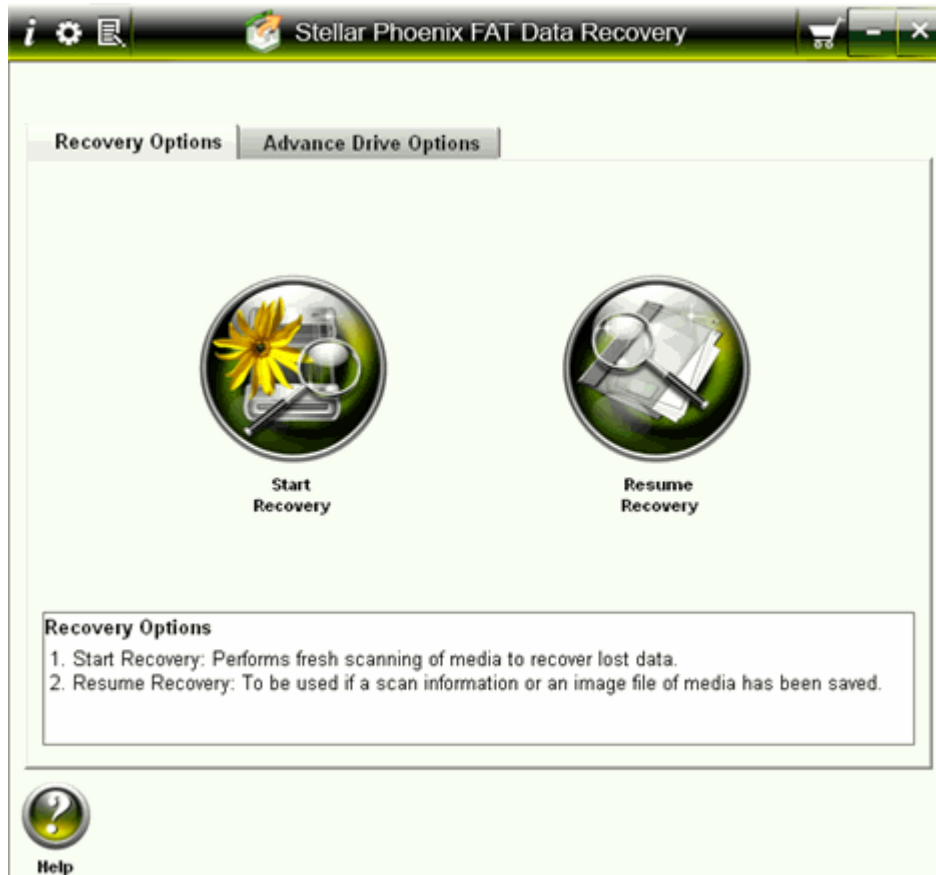
- Click **Start**, point to **All Programs**, select **Stellar Phoenix FAT Data Recovery**, and then click **Stellar Phoenix FAT Data Recovery**.
- Double-click the shortcut icon of **Stellar Phoenix FAT Data Recovery** on the desktop.
- Click quick launch icon of **Stellar Phoenix FAT Data Recovery** on the taskbar.




[Previous](#) [Next](#)

User Interface

Stellar Phoenix FAT Data Recovery software's main user interface is as shown below.






[Previous](#) [Next](#)

Configuring Settings

You can change general settings of the FAT Data Recovery Software.

To configure FAT Data Recovery:

- Open FAT Data Recovery. Click . Under General Settings tab, configure general options:
 - **Disk Temperature:** select either Fahrenheit or Celsius. The disk temperature will be shown in the selected unit when you view the [drive Status](#).
 - **Show 'Tip of the Day' checkbox:** check this checkbox to view tip at software startup
 - **Check for 'Latest Updates' at startup:** check this checkbox to receive latest updates for the software
 - **Log Settings:** check the **Save log before closing application** checkbox to automatically save log of processes. Click **Browse** to specify the destination where log files should be saved.
 - **Scan Settings:** Use arrows to increase or decrease the number of read attempts. Scanning process will try to scan the hard disk up to the number of attempts specified in this box.
 - **Language:** Click **Set interface language** listbox to set the language of software.
- Click **Add File Types** tab to [add](#), [remove](#), or [edit](#) file type. This will become the default settings. However, you can change file types settings as per your requirement during raw recovery.



Using the Software

Stellar Phoenix FAT Data Recovery software recovers data from hard disk, CD/DVD, or removable media. This software can recover data from deleted, corrupted or lost volume.

Image of hard disk and volumes can also be created by using this software. Cloning is another feature that is available in FAT Data Recovery.



[Previous](#) [Next](#)

Legal Notices

[Copyright](#)

[Disclaimer](#)

[Trademarks](#)

[License Agreement](#)



Copyright

Stellar Phoenix FAT Data Recovery software, accompanied user manual and documentation are copyright of Stellar Information Systems Ltd., with all rights reserved. Under the copyright laws, this user manual cannot be reproduced in any form without the prior written permission of Stellar Information Systems Ltd. No Patent Liability is assumed, however, with respect to the use of the information contained herein.

Copyright © 1995-2009 by Stellar Information Systems Ltd. INDIA



Disclaimer

The Information contained in this manual, including but not limited to any product specifications, is subject to change without notice.

STELLAR INFORMATION SYSTEMS LTD PROVIDES NO WARRANTY WITH REGARD TO THIS MANUAL OR ANY OTHER INFORMATION CONTAINED HEREIN AND HEREBY EXPRESSLY DISCLAIMS ANY IMPLIED WARRANTIES OF MERCHANTABILITY OR FITNESS FOR ANY PARTICULAR PURPOSE WITH REGARD TO ANY OF THE FOREGOING STELLAR INFORMATION SYSTEMS LTD ASSUMES NO LIABILITY FOR ANY DAMAGES INCURRED DIRECTLY OR INDIRECTLY FROM ANY TECHNICAL OR TYPOGRAPHICAL ERRORS OR OMISSIONS CONTAINED HEREIN OR FOR DISCREPANCIES BETWEEN THE PRODUCT AND THE MANUAL. IN NO EVENT SHALL STELLAR INFORMATION SYSTEMS LTD, BE LIABLE FOR ANY INCIDENTAL, CONSEQUENTIAL SPECIAL, OR EXEMPLARY DAMAGES, WHETHER BASED ON TORT, CONTRACT OR OTHERWISE, ARISING OUT OF OR IN CONNECTION WITH THIS MANUAL OR ANY OTHER INFORMATION CONTAINED HEREIN OR THE USE THEREOF.



License Agreement

Stellar Phoenix FAT Data Recovery

Copyright © 1995-2009 by Stellar Information Systems Ltd. INDIA

www.stellarinfo.com

All rights reserved.

All product names mentioned herein are the trademarks of their respective owners.

This license applies to the standard-licensed version of Stellar Phoenix FAT Data Recovery.

Your Agreement to this License

You should carefully read the following terms and conditions before using, installing or distributing this software, unless you have a different license agreement signed by Stellar Information Systems Ltd.

If you do not agree to all of the terms and conditions of this License then do not copy, install, distribute or use any copy of Stellar Phoenix FAT Data Recovery with which this License is included, you may return the complete package unused without requesting an activation key within 30 days after purchase for a full refund of your payment.

The terms and conditions of this License describe the permitted use and users of each Licensed Copy of Stellar Phoenix FAT Data Recovery. For purposes of this License, if you have a valid single-user license, you have the right to use a single Licensed Copy of Stellar Phoenix FAT Data Recovery. If you or your organization has a valid multi-user license, then you or your organization has the right to use up to a number of Licensed Copies of Stellar Phoenix FAT Data Recovery equal to the number of copies indicated in the documents issued by Stellar when granting the license.

Scope of License

Each Licensed Copy of Stellar Phoenix FAT Data Recovery may either be used by a single person or used non-simultaneously by multiple people who use the software personally installed on a single workstation. This is not a concurrent use license.

All rights of any kind in Stellar Phoenix FAT Data Recovery, which are not expressly granted in this license, are entirely and exclusively reserved to and by Stellar Information Systems Ltd. You may not rent, lease, modify, translate, reverse engineer, decompile, disassemble or create derivative works based on Stellar Phoenix FAT Data Recovery nor permit anyone else to do so. You may not make access to Stellar Phoenix FAT Data Recovery available to others in

connection with a service bureau, application service provider or similar business nor permit anyone else to do so.

Warranty Disclaimers and Liability Limitations.

Stellar Phoenix FAT Data Recovery and all accompanying software, files, data and materials are distributed and provided AS IS and with no warranties of any kind, whether expressed or implied. In particular, there is no warranty for the quality of data recovered. You acknowledge that good data processing procedure dictates that any program including Stellar Phoenix FAT Data Recovery must be thoroughly tested with non-critical data before there is any reliance on it and you hereby assume the entire risk of all use of the copies of Stellar Phoenix FAT Data Recovery covered by this License. This disclaimer of warranty constitutes an essential part of this License.

In addition, in no event does Stellar authorize you or anyone else to use Stellar Phoenix FAT Data Recovery in applications or systems where its failure to perform can reasonably be expected to result in a significant physical injury or in loss of life. Any such use is entirely at your own risk and you agree to hold Stellar harmless from any and all claims or losses relating to such unauthorized use.

General

This License is the complete statement of the agreement between the parties on the subject matter and merges and supersedes all other or prior understandings, purchase orders, agreements and arrangements. This License shall be governed by the laws of the State of Delhi, India. Exclusive jurisdiction and venue for all matters relating to this License shall be in courts and for a located in the State of Delhi, India and you consent to such jurisdiction and venue. There are no third party beneficiaries of any promises, obligations or representations made by Stellar herein. Any waiver by Stellar of any violation of this License by you shall not constitute nor contribute to a waiver by Stellar of any other or future violation of the same provision or any other provision of this License.

Copyright ©1995-2009 by Stellar Information Systems Ltd. All rights reserved.



Trademarks

Stellar Phoenix FAT Data Recovery® is a registered trademark of Stellar Information Systems Ltd.

Windows 2000 Server®, Windows XP®, Windows 2003® and Windows Vista® are registered trademarks of Microsoft® Corporation Inc.

All Trademarks Acknowledged.

All other brands and product names are trademarks or registered trademarks of their respective companies.



[Previous](#) [Next](#)

Technical Support

Our Technical Support professionals will give solutions for all your queries related to Stellar Products.

You can either Call Us or Go Online to our support section
<http://stellarinfo.com/esupport/users/kb.php>

Support Helpline

Monday to Friday [24 Hrs. a day]

USA (Toll free - Pre Sales Queries)	1-866-554-2512
USA (Post Sales Queries)	1-315-220-6245
UK (Europe)	+44-207-993-2293
Germany	+49-180-110-105-0051
Worldwide	+91-921-395-5509
Skype Id	stellarsupport
Email Orders	orders@stellarinfo.com

Online Help

- [Chat Live](#) with an Online technician

Stellar Phoenix FAT Data Recovery

- Search in our extensive [Knowledge Base](#)
- [Submit Ticket](#) (If our Knowledge Base does not answer your question)
- Login and view [Ticket Status](#) (If you already have a valid Ticket with you)
- [Download Documents](#) on Product Usage (For Registered members only, i.e, user with login ID. If you are an unregistered user, please visit <http://stellarinfo.com/esupport/users/login.php> to create login ID)



[Previous](#)

About Stellar

Stellar Information Systems Ltd. is a trusted name in the field of Data Recovery and Data Protection Software for more than a decade.

We provide the widest range of Data Recovery Products. Our range includes Data Recovery Software for almost all Operating Systems and File Systems.

Product line:

Data Recovery

A widest range of data recovery software that helps you recover your valued data lost after accidental format, virus problems, software malfunction, file/directory deletion, or even sabotage!.

[More Info >>](#)

File Recovery

The most comprehensive range of file undelete and unerase software for Windows and MS office repair tools. [More Info >>](#)

Email Recovery

A wide range of mail recovery, mail repair and mail conversion applications for MS Outlook, MS Outlook Express and MS Exchange useful in instances of data loss due to damages and corruption of Email. [More Info >>](#)

Data Protection

A wide range of Prevent Data Loss, Data backup and Hard Drive Monitoring Applications to ensure complete data protection against hard drive crash. [More Info >>](#)

Data Sanitization

Data cleanup and file eraser utility can delete selected folders, groups of files, entire logical drives, System Traces & Internet traces. Once the data have been removed using Stellar Wipe - Data File eraser utility, it is beyond recovery limits of any Data Recovery Software or utility. [More Info >>](#)

For more information about us, please visit www.stellarinfo.com